

An art in deception

FRANCES JACKSON shows you how to trim your dog to look his best

A WELL-PREPARED exhibit always catches the judge's eye. A dog and handler should be a team, each contributing to the showing experience.

It is essential that your dog be groomed correctly to look his best. If possible he should be groomed every day; it only takes a few minutes, but makes all the difference to his appearance. Carefully comb out any tangles, then give a bristle brush all over. Although a daily grooming will keep your dog's coat in good order, the time will eventually come when he will need to be hand stripped.

Trimming is an art in deception; an elusion to make your dog look better than he is. Every dog is different, so make the trim suit the dog. While you are working stand back and look at your dog in a constructive manner. Trim to make him balanced, offering a good outline.

Too much coat on the front and very little from the loin backwards will make him look unbalanced. Bring out the dog's virtues and hide the faults (you have to know your own dog!).

Start by giving a good combing and brushing then, using finger and thumb, pull out the dead hair. Any fool can pull dead hair when it's ready to be pulled, but it's different matter when it cannot be pulled. You will have to resort to other methods, eg using a stripping knife, scissors etc.

Hand stripping consists of plucking (finger and thumb) out the longer hairs in proportion to the short hairs. We start hand stripping at the head and work back along the body, over the ribs towards the tail, finishing off with a fine comb (Spratts no 72).

Always pull in the direction of hair growth, pinching the skin between thumb and forefinger on one hand and pulling with the other hand. Then, using scissors - single serrated, thinning ones we find best. You will find that blunt ones sometimes come in



Showing off her owner, Frances Jackson's talents as a trimmer and groomer, Ch Mompesson Remember Me, photographed at 13 years old. She holds the breed CC record, and is seen in working mode on page 1.

handy, as they don't leave a mark like sharp ones.

Hold head in both hands and, using your thumbs, stroke between the eyes to remove all loose hair, to give fluting; cut off whiskers and eye brows to give a clean head shape. Inside the ears should be trimmed as short as possible; this allows air to circulate in the ear. Shorten and blend in the hair on top of ears to about one third down the lobe. We find that if you take as much hair from under the ears as you can it tends to make them look lower, and helps to give that true English Springer look.

Trim down the throat to the breastbone using thinning scissors to give a clean look. From the breast bone in a diamond shape or inverted V, trim down to just inside the front

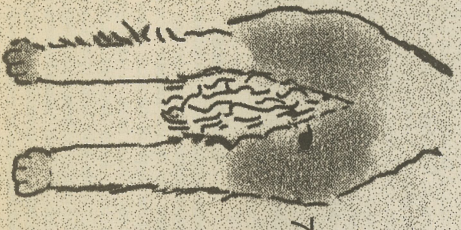
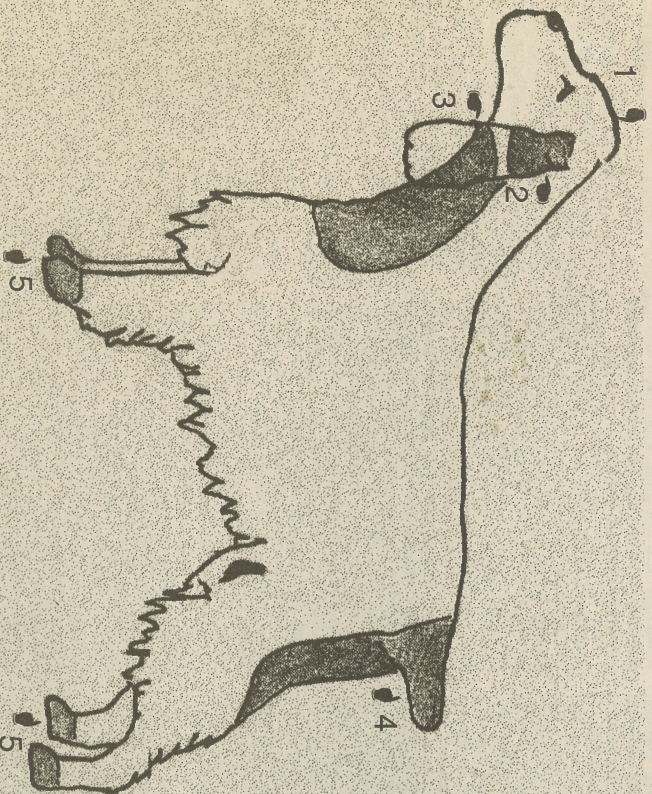
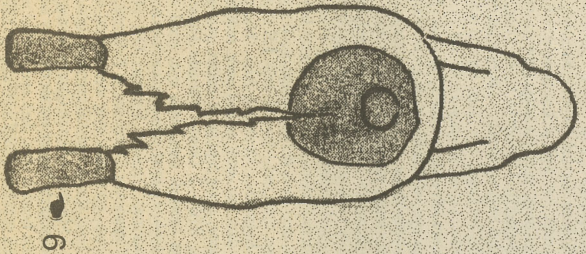
leg. At this time take any hair off the top front of the leg to make the upper arm look longer and leg look further under the dog.

Leave as much hair on the hocks as possible. This will make him look as if he has more bone, and if done properly you can make the dog look shorter than he is on the hock. Trim feet using straight scissors. Follow the shape of the foot, cutting as close as possible to make them cat-like, blend in the hair on top of foot with thinning scissors to give a rounded look. Don't cut the hair between the toes and trim the hair under the pad level with the foot.

Useful tools: Straight scissors, single serrated thinning scissors, Spratts no 72 comb, slicker brush, and Magnet stripping knife. □

PRESENTATION IN SEVEN STEPS

- 1) Pull dead hair from top of head with finger and thumb.
- 2) Shorten and blend in the hair on top of ears to about one third down the lobe with thinning scissors.
- 3) Trim down throat to breastbone using thinning scissors.
- 4) Take hair from under tail and blend in, using thinning scissors.
- 5) Trim hair around foot with straight scissors following shape of foot, blend hair on top with thinning scissors to give rounded look.
- 6) Thin hair down the hock with thinning scissors, not taking too much hair off.
- 7) Trim from the breast bone in a diamond or inverted V shape.



WORKING TO KEEP THE BREED HEALTHY

Health Co-ordinator LESLEY BLOOMFIELD outlines the schemes in place to further improve English Springer Spaniels' health

FIRST AND FOREMOST the English Springer Spaniel is not troubled in the main by any serious health problems, other than the usual canine illnesses and infectious diseases. It is important, as with all dogs, that you maintain regular periodic healthcare.

The following are inherited (known to exist but not widespread) diseases particular to the English Springer Spaniel.

EYES: KNOWN (breeders are strongly advised to ensure their dogs are tested for these)

● Generalised Retinal Atrophy (GPRRA). This condition will always result in blindness.

A late onset disease (four - five years, but can show itself as early as two years of age) which is identifiable by regular eye screening under the BVA/KC/ISDS eye schemes. Your vet will be happy to refer you to a recognised specialist or you can contact the English Springer Spaniel Clubs Health Co-ordinators. (We are at present in the process of a research project to initiate a breed scheme for a DNA test for GPRRA in The English Springer Spaniel. Please consult your Health Co-ordinators for further information).

● Central Progressive Retinal Atrophy (CPRA). Complete blindness is unusual. Detectable between 12 - 18 months of age, under the BVA/KC/ISDS eye schemes.

● Multifocal Retinal Dysplasia (MRD). A type of retinal malformation. Dysplasia means defective development of an organ or structure. Can cause blindness. Identifiable at six weeks of age, under the BVA/KC/ISDS eye schemes.

English Springer Spaniels (among several other breeds) can also suffer from:

Entropion

The edge of the eyelid rolls in so that the lashes rub against the surface of the eye causing irritation of the eyeball.

This condition is identifiable at around six weeks of age. It is advisable that you do not have this condition repaired by

surgical treatment if possible until the dog is well over six months of age as in some cases the dogs can 'grow out' of it. However, it should be stressed that in the event that the dog is suffering greatly before that time, immediate repair must take place. Your vet will advise you on this.

EYES: SUSPECTED (under investigation)

● Primary Glaucoma (Goniodysgenesis). Pressure of the fluid inside the eye increases causing the eye to become painful and inflamed.

GENERAL

● Fucosidosis
An enzyme deficiency peculiar to only The English Springer Spaniel and for which there is a DNA test available. (Where a DNA test is available breeders are obliged to use it).

● Hip Dysplasia
A malformation of one or both hip joints more easily detectable in mature adults (Use of the BVA/KC schemes is available and your vet can advise you of these).

If anyone wants to know more about any aspects about the health status of The English Springer Spaniel, they can consult the many and various publications available that are breed specific or non specific, which we are sure they will find informative and helpful.

Your Health Co-ordinators are available as well to provide and update information as and when it comes to hand and to receive input from breeders and owners alike covering the many varied aspects of health, no matter how big or small.


In any event, the most important thing to do is to take pleasure from this most fun and life loving breed and enjoy many happy years of unconditional love and companionship.

Health Co-ordinators:

Lesley Bloomfield
Telephone 01923 823579
Fax 01923 836130
email lesley_field@yahoo.com

Louise Scott
Telephone 020 8427 3396 email
louise@goldcliffe1.reeserve.co.uk

MOMPESON ENGLISH SPRINGERS



Ch MOMPESON REMEMBER ME

The greatest success of the Mompesson kennel must be the achievements of **Ch Mompesson Remember Me**, the breed record holder winning 55 CObS and gaining her full title in the field. She was also Top Gundog 1989

In 2000 three Mompessons gained their titles - **Sh Ch Mompesson Classic Edition**, **Sh Ch Mompesson Rumour Has It** and **Sh Ch Mompesson Blinking Hell**
In 2001 Mompesson youngsters have been to the fore: star of the kennel Mompesson Royal Destiny won best puppy in show at South Wales ch show and also 4 RObCs. Mompesson Royal Edition - CC and BOB at City of Birmingham; **Sh Ch Mompesson Blinking Hell** - 5 CObS; **Sh Ch Mompesson Rumour Has It** - 1 COb; **Sh Ch Trime Time To Remember** - 2 CObS, gundog group at Manchester

The quality of stock produced by this kennel and exported, continues with Mompesson Springers gaining their titles in Norway, Sweden, Finland, Australia, Israel and Iceland

Owners of **Clanach Crown Destiny** (bred by Marie and Phil Merchant in Australia) siring champions at home and abroad

Over 250 CObS have been won, and 23 show champions bred or owned by us

BOB and FRANCES JACKSON Tel/fax 01433 630020
email: ess.mompesson@virgin.net <http://reesepool.virgin.net/ess.mompesson>